

Scaled data based on original data using
LM-79-08 Approved Method: Electrical and Photometric Measurements of Solid-
State Lighting Products

Test Report Prepared for
Cooper Lighting Solutions
(formerly Eaton)

Brand: McGRAW-EDISON

Report Number: P228237

Luminaire Tested: **ISS-AF-1200-LED-E1-SL3-7060**

Issue Date: 3/3/2020

Test Information

Test Method: LM-79-08
Report Number: P228237
TEST IS SCALED FROM IESNA LM-79-08 TEST DATA (P29762)
Test Lab: INNOVATION CENTER-P2
Issue Date: 3/3/2020
Manufacturer: COOPER LIGHTING SOLUTIONS (FORMERLY EATON)
Product Line: MCGRAW-EDISON
Catalog Number: ISS-AF-1200-LED-E1-SL3-7060
Description: IMPACT ELITE LED QUATER SPHERE LUMINAIRE
LIGHT SQUARE WITH ACCULED OPTICS-TYPE III W/SPILL CONTROL
Light Source: (16) 5700K CCT, 70 CRI LEDs
Ballast/Driver: ELECTRONIC DRIVER

Summary

Lumens per Lamp: N/A
Luminaire Lumens: 6122 lumens
Efficiency: N/A
Efficacy: 92.8 lumens/watt
Luminous Opening: Rectangular (W 0.5' x L: 0.5' x H: 0')
IES Classification: Type III - Medium - Non-Cutoff
BUG Rating: B1 - U0 - G2

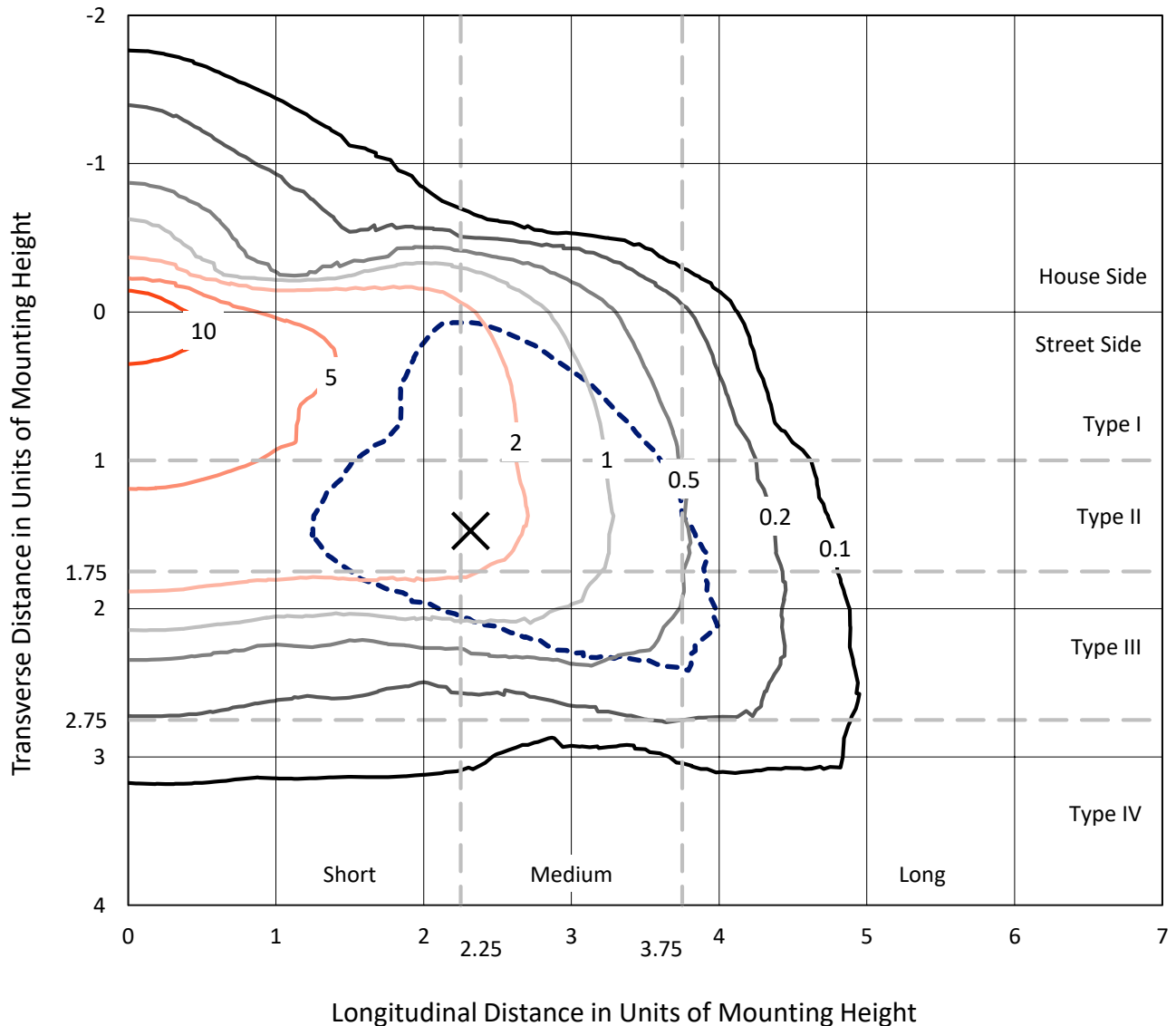
Input Watts (W): 66
Input Voltage (V): 120
Input Current (Ain): NR
Voltage Rise (V): NR
Power Factor: NR
Total Harmonic Distortion (THDi): NR
Frequency (hertz): 60
Stabilization Time: NR
Operation Time: NR
Ambient Temperature (°C): NR
Test Distance: 25 FT



REPORT NUMBER: P228237
 CATALOG NUMBER: ISS-AF-1200-LED-E1-SL3-7060

Iso-Footcandle Lines of Horizontal Illumination

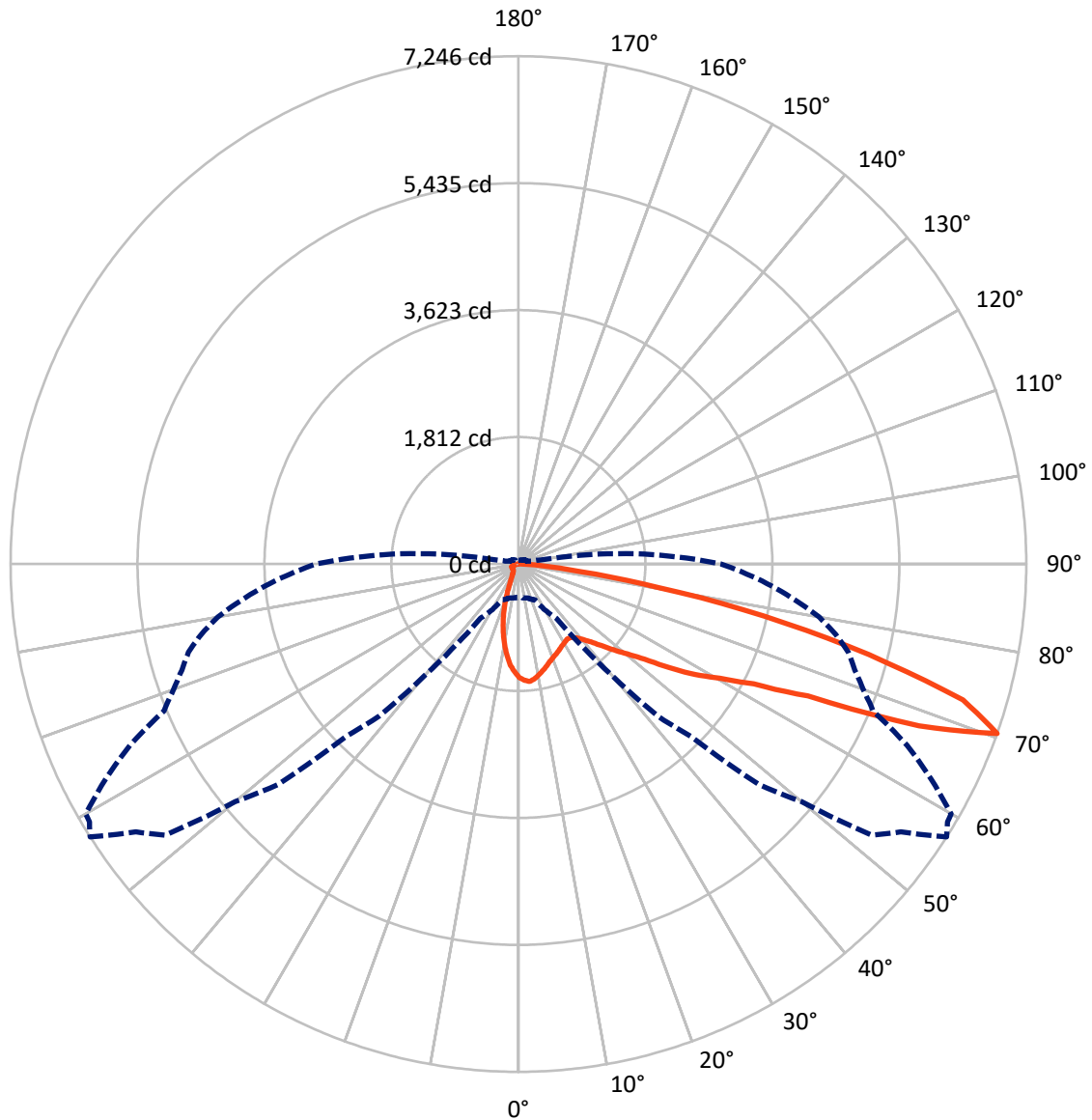
× Max cd
 - - - 1/2 Max cd



Based on 10 foot mounting height. Maximum calculated value = 16.2 fc
 Type III - Medium - Non-Cutoff

REPORT NUMBER: P228237
CATALOG NUMBER: ISS-AF-1200-LED-E1-SL3-7060

Luminous Intensity Polar Plot



— Vertical Plane Through 57.5-Deg Lateral - - - Horizontal Cone Through 70-Deg Vertical

REPORT NUMBER: P228237

CATALOG NUMBER: ISS-AF-1200-LED-E1-SL3-7060

FLUX DISTRIBUTION:

		Downward	Upward	Total
House Side	Lumens	757.6	0.0	757.6
	% Fixture	12.4	0.0	12.4
Street Side	Lumens	5364.4	0.0	5364.4
	% Fixture	87.6	0.0	87.6
Total	Lumens	6122.0	0.0	6122.0
	% Fixture	100.0	0.0	100.0

Coefficient of Utilization

ZONAL LUMENS:

Zone	Lumens	% Fixture
0°-10°	139.9	2.3
10°-20°	303.8	5.0
20°-30°	381.7	6.2
30°-40°	498.9	8.1
40°-50°	748.5	12.2
50°-60°	1183.3	19.3
60°-70°	1705.6	27.9
70°-80°	1055.6	17.2
80°-90°	104.7	1.7
90°-100°	0.0	0.0
100°-110°	0.0	0.0
110°-120°	0.0	0.0
120°-130°	0.0	0.0
130°-140°	0.0	0.0
140°-150°	0.0	0.0
150°-160°	0.0	0.0
160°-170°	0.0	0.0
170°-180°	0.0	0.0
0°-90°	6122.0	100.0
0°-180°	6122.0	100.0



REPORT NUMBER: P228237

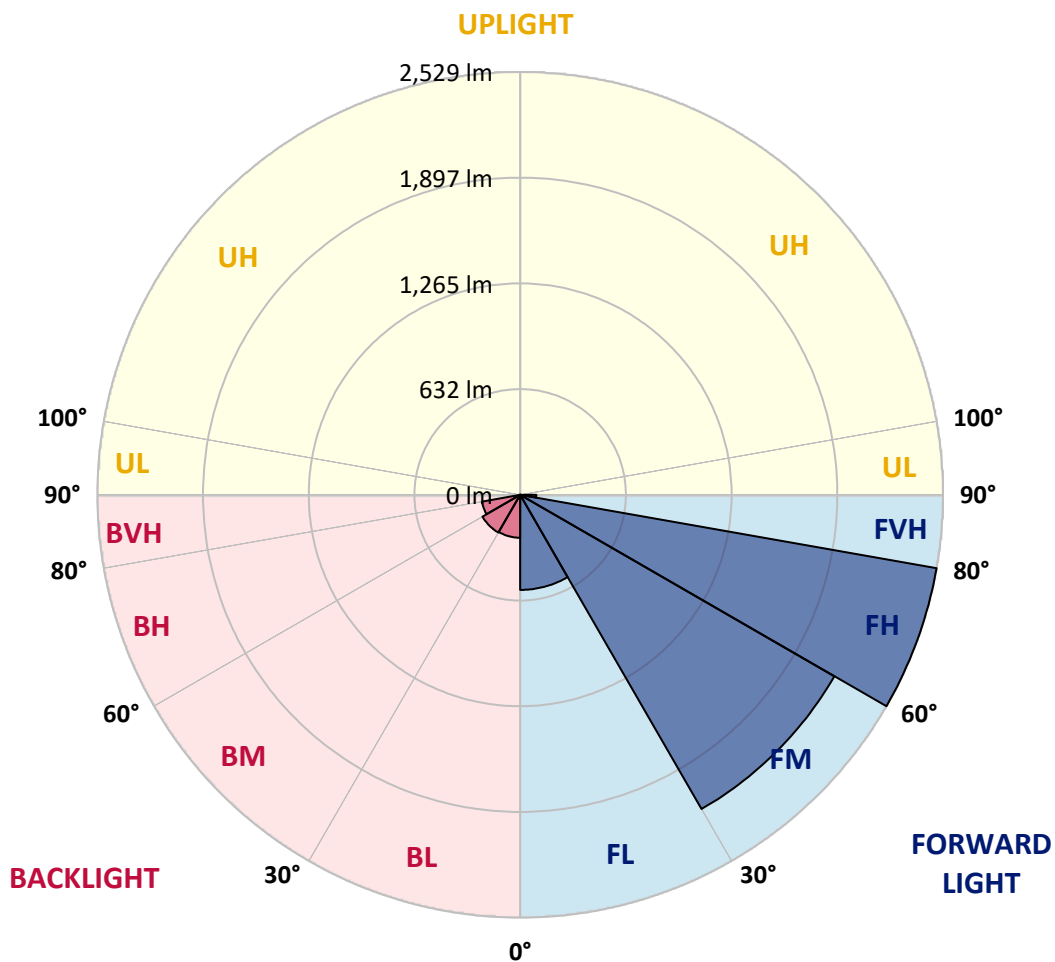
CATALOG NUMBER: ISS-AF-1200-LED-E1-SL3-7060

LUMINAIRE CLASSIFICATION SYSTEM LUMEN TABLE AND BUG RATING:

Zone		Lumens	% Fixture	Zone Rating/Lumen Limit		
				B	U	G
FL	(0°-30°)	568.6	9.3			
FM	(30°-60°)	2170.2	35.4			
FH	(60°-80°)	2529.3	41.3			G2/5000
FVH	(80°-90°)	96.3	1.6			G1/100
BL	(0°-30°)	256.8	4.2	B1/500		
BM	(30°-60°)	260.5	4.3	B1/1000		
BH	(60°-80°)	231.9	3.8	B1/500		G1/500
BVH	(80°-90°)	8.4	0.1			G0/10
UL	(90°-100°)	0.0	0.0		U0/0	
UH	(100°-180°)	0.0	0.0		U0/0	

BUG Rating: B1-U0-G2

Type III Medium





REPORT NUMBER: P228237

CATALOG NUMBER: ISS-AF-1200-LED-E1-SL3-7060

CANDELA DISTRIBUTION (FULL):

	0°	5°	15°	25°	35°	37.5°	40°	42.5°	45°	47.5°	50°
0°	1620.4	1620.4	1620.4	1620.4	1620.4	1620.4	1620.4	1620.4	1620.4	1620.4	1620.4
2.5°	1700.8	1698.6	1694.2	1685.6	1681.2	1685.6	1681.2	1674.7	1666.0	1672.5	1668.2
5°	1696.4	1700.8	1692.1	1685.6	1696.4	1700.8	1692.1	1692.1	1683.4	1692.1	1687.7
7.5°	1611.7	1613.9	1616.0	1613.9	1642.1	1642.1	1637.8	1642.1	1644.3	1648.6	1650.8
10°	1505.3	1507.4	1511.8	1518.3	1553.1	1557.4	1559.6	1563.9	1570.4	1574.8	1587.8
12.5°	1398.8	1403.2	1411.9	1433.6	1470.5	1474.9	1481.4	1487.9	1498.8	1505.3	1529.2
15°	1309.8	1312.0	1320.6	1344.5	1398.8	1409.7	1414.0	1422.7	1444.4	1444.4	1470.5
17.5°	1227.2	1231.6	1238.1	1266.3	1320.6	1338.0	1351.0	1355.4	1383.6	1390.1	1420.6
20°	1164.2	1166.4	1168.6	1194.7	1244.6	1270.7	1281.5	1298.9	1320.6	1338.0	1364.1
22.5°	1129.5	1131.7	1127.3	1138.2	1181.6	1214.2	1227.2	1244.6	1253.3	1283.7	1298.9
25°	1131.7	1133.8	1123.0	1116.5	1138.2	1172.9	1183.8	1201.2	1196.8	1240.3	1240.3
27.5°	1153.4	1157.7	1146.9	1127.3	1129.5	1157.7	1164.2	1170.8	1157.7	1201.2	1192.5
30°	1196.8	1201.2	1188.1	1172.9	1149.0	1166.4	1166.4	1166.4	1142.5	1179.5	1164.2
32.5°	1242.4	1246.8	1242.4	1231.6	1201.2	1205.5	1196.8	1192.5	1159.9	1190.3	1166.4
35°	1309.8	1312.0	1314.1	1314.1	1270.7	1279.4	1255.5	1242.4	1212.0	1235.9	1203.3
37.5°	1390.1	1390.1	1405.4	1411.9	1364.1	1364.1	1338.0	1320.6	1292.4	1301.1	1268.5
40°	1461.8	1468.3	1503.1	1522.6	1479.2	1461.8	1440.1	1424.9	1403.2	1403.2	1370.6
42.5°	1544.4	1557.4	1598.7	1635.6	1611.7	1585.6	1563.9	1548.7	1537.8	1535.7	1500.9
45°	1646.5	1661.7	1707.3	1742.0	1748.5	1729.0	1711.6	1696.4	1687.7	1683.4	1653.0
47.5°	1761.6	1776.8	1818.1	1859.3	1889.7	1885.4	1865.8	1850.6	1857.1	1852.8	1833.3
50°	1889.7	1898.4	1924.5	1972.3	2041.8	2057.0	2052.6	2041.8	2054.8	2054.8	2037.4
52.5°	1991.8	1998.3	2017.9	2074.4	2189.5	2224.2	2252.5	2274.2	2295.9	2308.9	2298.1
55°	2085.2	2085.2	2087.4	2159.1	2330.7	2387.1	2450.1	2495.7	2524.0	2576.1	2597.8
57.5°	2237.3	2226.4	2224.2	2300.3	2500.1	2558.7	2650.0	2715.1	2754.2	2860.7	2858.5
60°	2193.8	2198.2	2276.4	2500.1	2847.6	2899.8	2982.3	3051.8	3125.7	3203.9	3210.4
62.5°	1891.9	1902.8	2020.1	2354.6	3069.2	3340.7	3594.8	3788.1	3896.8	3966.3	3870.7
65°	1325.0	1351.0	1509.6	1918.0	2825.9	3245.1	3647.0	4094.4	4437.6	4969.8	5124.0
67.5°	660.3	679.9	705.9	1005.7	2111.3	2699.9	3253.8	3864.2	4320.3	5102.3	5538.9
70°	473.5	482.2	501.8	564.7	944.9	1414.0	2065.7	2938.9	3475.4	4654.8	5271.7
72.5°	367.1	375.8	401.8	490.9	625.6	690.7	821.1	1342.4	1996.2	3214.7	4048.8
75°	284.5	297.6	334.5	443.1	601.7	638.6	645.1	692.9	790.6	1427.1	2269.8
77.5°	199.8	202.0	238.9	382.3	584.3	656.0	645.1	645.1	658.1	727.7	970.9
80°	132.5	134.7	158.6	265.0	512.6	597.3	660.3	629.9	632.1	642.9	660.3
82.5°	69.5	73.9	93.4	160.7	299.8	404.0	549.5	573.4	564.7	575.6	571.3
85°	19.5	19.5	32.6	60.8	147.7	156.4	243.3	332.3	338.8	384.5	410.5
87.5°	0.0	0.0	0.0	0.0	0.0	0.0	0.0	6.5	8.7	19.5	21.7
90°	0.0	0.0	0.0	0.0	0.0	0.0	0.0	0.0	0.0	0.0	0.0



REPORT NUMBER: P228237

CATALOG NUMBER: ISS-AF-1200-LED-E1-SL3-7060

CANDELA DISTRIBUTION (continued):

	52.5°	55°	57.5°	59°	60°	62.5°	65°	67.5°	70°	72.5°	75°
0°	1620.4	1620.4	1620.4	1620.4	1620.4	1620.4	1620.4	1620.4	1620.4	1620.4	1620.4
2.5°	1672.5	1663.8	1661.7	1657.3	1659.5	1653.0	1650.8	1642.1	1642.1	1637.8	1633.4
5°	1683.4	1674.7	1683.4	1668.2	1670.3	1663.8	1653.0	1653.0	1644.3	1637.8	1624.7
7.5°	1653.0	1653.0	1655.1	1646.5	1648.6	1646.5	1633.4	1631.2	1618.2	1618.2	1603.0
10°	1596.5	1596.5	1605.2	1598.7	1600.8	1598.7	1592.2	1590.0	1585.6	1585.6	1561.7
12.5°	1531.3	1544.4	1557.4	1550.9	1550.9	1555.2	1555.2	1557.4	1555.2	1553.1	1533.5
15°	1477.0	1496.6	1509.6	1507.4	1509.6	1520.5	1524.8	1527.0	1533.5	1531.3	1514.0
17.5°	1427.1	1448.8	1459.7	1468.3	1474.9	1483.5	1496.6	1503.1	1511.8	1509.6	1492.2
20°	1381.5	1401.0	1420.6	1431.4	1433.6	1451.0	1466.2	1485.7	1490.1	1494.4	1472.7
22.5°	1333.7	1351.0	1390.1	1383.6	1398.8	1431.4	1440.1	1468.3	1468.3	1483.5	1453.1
25°	1292.4	1294.6	1355.4	1344.5	1357.6	1416.2	1422.7	1472.7	1459.7	1481.4	1446.6
27.5°	1251.1	1249.0	1322.8	1309.8	1325.0	1405.4	1409.7	1479.2	1466.2	1492.2	1446.6
30°	1220.7	1214.2	1298.9	1272.9	1294.6	1394.5	1396.7	1485.7	1474.9	1509.6	1461.8
32.5°	1214.2	1203.3	1277.2	1257.6	1279.4	1383.6	1396.7	1509.6	1496.6	1540.0	1479.2
35°	1242.4	1225.1	1288.1	1270.7	1288.1	1388.0	1407.5	1546.5	1531.3	1581.3	1520.5
37.5°	1294.6	1281.5	1333.7	1316.3	1329.3	1418.4	1435.8	1594.3	1592.2	1653.0	1583.5
40°	1385.8	1372.8	1414.0	1390.1	1401.0	1483.5	1492.2	1661.7	1668.2	1742.0	1672.5
42.5°	1509.6	1487.9	1520.5	1492.2	1507.4	1581.3	1572.6	1744.2	1763.7	1865.8	1785.5
45°	1668.2	1639.9	1659.5	1629.1	1639.9	1702.9	1679.0	1855.0	1874.5	2000.5	1928.8
47.5°	1841.9	1807.2	1831.1	1792.0	1798.5	1865.8	1822.4	1987.5	2017.9	2176.4	2106.9
50°	2050.5	2004.9	2013.5	1976.6	1981.0	2048.3	2000.5	2150.4	2187.3	2363.2	2302.4
52.5°	2317.6	2252.5	2252.5	2202.5	2204.7	2272.0	2213.4	2343.7	2385.0	2563.1	2521.8
55°	2669.5	2617.4	2606.5	2554.4	2537.0	2550.0	2467.5	2558.7	2604.4	2771.6	2739.0
57.5°	2949.7	2943.2	2975.8	2901.9	2884.6	2888.9	2784.6	2791.2	2843.3	2973.6	2984.5
60°	3290.7	3301.6	3305.9	3245.1	3238.6	3177.8	3071.4	3054.0	3119.1	3208.2	3243.0
62.5°	3833.8	3822.9	3768.6	3723.0	3681.7	3518.8	3460.2	3364.6	3455.8	3505.8	3577.5
65°	5000.2	4887.2	4539.7	4570.1	4461.5	4107.4	4057.5	3864.2	4007.5	4009.7	4144.4
67.5°	6155.7	6377.3	6164.4	6168.8	5923.3	5282.6	5128.3	4743.9	4824.2	4730.8	4800.3
70°	6353.4	6664.0	7246.1	7141.9	7128.8	6635.8	6116.6	5475.9	5234.8	5034.9	4874.2
72.5°	5467.2	5777.8	6631.4	6394.7	6483.7	6633.6	6092.8	5612.7	5074.0	4819.9	4472.4
75°	3846.8	4294.2	5160.9	5037.1	5102.3	5349.9	4885.1	4828.6	4205.2	4035.8	3501.4
77.5°	2061.3	2615.2	3586.1	3434.1	3462.3	3603.5	3119.1	3019.2	2417.6	2250.3	1644.3
80°	927.5	1285.9	2013.5	1844.1	1794.2	1713.8	1262.0	994.8	608.2	404.0	280.2
82.5°	614.7	638.6	892.7	773.3	723.3	597.3	386.6	228.1	180.3	152.0	145.5
85°	412.7	377.9	375.8	332.3	308.4	243.3	180.3	112.9	93.4	78.2	71.7
87.5°	23.9	15.2	21.7	23.9	17.4	15.2	10.9	0.0	2.2	0.0	2.2
90°	0.0	0.0	0.0	0.0	0.0	0.0	0.0	0.0	0.0	0.0	0.0



REPORT NUMBER: P228237

CATALOG NUMBER: ISS-AF-1200-LED-E1-SL3-7060

CANDELA DISTRIBUTION (continued):

	77.5°	80°	85°	90°	95°	100°	102.5°	105°	107.5°	110°	112.5°
0°	1620.4	1620.4	1620.4	1620.4	1620.4	1620.4	1620.4	1620.4	1620.4	1620.4	1620.4
2.5°	1622.6	1622.6	1620.4	1605.2	1596.5	1592.2	1576.9	1574.8	1568.3	1566.1	1566.1
5°	1620.4	1611.7	1600.8	1579.1	1557.4	1537.8	1531.3	1516.1	1505.3	1492.2	1492.2
7.5°	1590.0	1581.3	1557.4	1524.8	1496.6	1468.3	1453.1	1431.4	1414.0	1396.7	1392.3
10°	1555.2	1542.2	1509.6	1466.2	1429.2	1379.3	1359.7	1331.5	1312.0	1285.9	1259.8
12.5°	1518.3	1509.6	1470.5	1420.6	1364.1	1301.1	1270.7	1231.6	1205.5	1175.1	1136.0
15°	1503.1	1485.7	1435.8	1372.8	1303.3	1227.2	1183.8	1142.5	1103.4	1068.7	1016.5
17.5°	1483.5	1461.8	1405.4	1331.5	1244.6	1153.4	1096.9	1051.3	999.2	962.2	903.6
20°	1461.8	1429.2	1368.4	1279.4	1181.6	1073.0	1001.3	955.7	886.2	849.3	779.8
22.5°	1444.4	1403.2	1329.3	1229.4	1112.1	990.5	905.8	853.6	775.4	732.0	645.1
25°	1440.1	1390.1	1301.1	1188.1	1053.5	910.1	808.0	755.9	658.1	608.2	506.1
27.5°	1442.3	1383.6	1283.7	1153.4	1001.3	838.4	716.8	656.0	532.2	480.0	362.7
30°	1444.4	1385.8	1266.3	1123.0	953.6	764.6	621.2	549.5	401.8	356.2	252.0
32.5°	1466.2	1394.5	1262.0	1099.1	910.1	690.7	512.6	447.5	284.5	258.5	186.8
35°	1492.2	1422.7	1270.7	1094.7	877.5	616.9	401.8	334.5	204.2	197.7	152.0
37.5°	1546.5	1466.2	1305.4	1105.6	858.0	540.9	299.8	256.3	160.7	165.1	132.5
40°	1629.1	1540.0	1361.9	1138.2	855.8	464.8	221.6	199.8	139.0	143.4	121.6
42.5°	1739.9	1642.1	1448.8	1207.7	866.7	393.2	178.1	171.6	128.2	132.5	117.3
45°	1885.4	1785.5	1570.4	1296.7	897.1	334.5	156.4	156.4	123.8	128.2	115.1
47.5°	2070.0	1959.2	1720.3	1416.2	944.9	301.9	147.7	149.9	121.6	128.2	115.1
50°	2278.5	2156.9	1911.5	1570.4	1018.7	293.2	149.9	149.9	123.8	128.2	115.1
52.5°	2495.7	2382.8	2117.8	1746.4	1120.8	312.8	154.2	152.0	123.8	128.2	112.9
55°	2717.3	2615.2	2345.9	1952.7	1262.0	382.3	165.1	158.6	123.8	128.2	115.1
57.5°	2938.9	2867.2	2584.8	2174.3	1437.9	508.3	208.5	184.6	136.8	139.0	117.3
60°	3188.6	3136.5	2854.1	2465.3	1687.7	703.8	306.3	232.4	162.9	154.2	126.0
62.5°	3512.3	3499.3	3275.5	2884.6	2089.6	986.1	434.4	282.4	175.9	160.7	134.7
65°	4083.6	4118.3	3905.4	3375.4	2356.7	992.7	423.6	247.6	165.1	152.0	132.5
67.5°	4657.0	4554.9	4007.5	3301.6	2126.5	660.3	269.3	193.3	145.5	141.2	123.8
70°	4635.3	4357.2	3633.9	2886.7	1679.0	358.4	195.5	160.7	130.3	130.3	117.3
72.5°	4157.4	3744.7	2971.4	2285.1	1120.8	228.1	165.1	141.2	119.5	117.3	108.6
75°	3130.0	2643.5	1909.3	1316.3	499.6	147.7	126.0	115.1	104.3	104.3	95.6
77.5°	1472.7	829.7	460.5	306.3	167.3	99.9	86.9	86.9	84.7	86.9	78.2
80°	199.8	180.3	154.2	134.7	102.1	69.5	63.0	65.2	63.0	65.2	58.6
82.5°	121.6	108.6	89.1	84.7	63.0	47.8	45.6	47.8	43.4	45.6	34.8
85°	58.6	52.1	41.3	39.1	32.6	28.2	23.9	28.2	21.7	23.9	15.2
87.5°	0.0	4.3	2.2	4.3	4.3	4.3	0.0	4.3	0.0	4.3	0.0
90°	0.0	0.0	0.0	0.0	0.0	0.0	0.0	0.0	0.0	0.0	0.0



REPORT NUMBER: P228237

CATALOG NUMBER: ISS-AF-1200-LED-E1-SL3-7060

CANDELA DISTRIBUTION (continued):

	115°	117.5°	120°	122.5°	125°	127.5°	130°	135°	145°	155°	165°
0°	1620.4	1620.4	1620.4	1620.4	1620.4	1620.4	1620.4	1620.4	1620.4	1620.4	1620.4
2.5°	1555.2	1548.7	1546.5	1537.8	1535.7	1527.0	1524.8	1516.1	1500.9	1494.4	1483.5
5°	1472.7	1461.8	1453.1	1448.8	1431.4	1422.7	1409.7	1392.3	1359.7	1344.5	1318.5
7.5°	1357.6	1355.4	1329.3	1320.6	1298.9	1283.7	1264.2	1235.9	1188.1	1159.9	1118.6
10°	1231.6	1222.9	1192.5	1175.1	1146.9	1125.1	1099.1	1057.8	984.0	925.3	862.3
12.5°	1114.3	1088.2	1053.5	1027.4	992.7	962.2	931.8	868.8	751.5	656.0	569.1
15°	992.7	953.6	916.6	873.2	836.3	788.5	753.7	671.2	517.0	399.7	345.4
17.5°	868.8	814.5	773.3	714.6	673.4	608.2	571.3	471.3	338.8	286.7	269.3
20°	738.5	666.8	621.2	549.5	508.3	425.7	397.5	325.8	260.7	241.1	236.8
22.5°	599.5	512.6	462.7	384.5	356.2	306.3	284.5	249.8	219.4	210.7	215.0
25°	454.0	360.6	328.0	271.5	260.7	234.6	225.9	208.5	193.3	193.3	199.8
27.5°	323.6	252.0	243.3	208.5	206.3	193.3	186.8	178.1	173.8	178.1	186.8
30°	236.8	191.1	191.1	171.6	171.6	162.9	160.7	156.4	156.4	165.1	173.8
32.5°	186.8	156.4	160.7	145.5	147.7	141.2	143.4	141.2	143.4	149.9	156.4
35°	156.4	134.7	141.2	128.2	132.5	126.0	130.3	130.3	134.7	136.8	139.0
37.5°	139.0	123.8	128.2	119.5	123.8	117.3	123.8	123.8	126.0	126.0	126.0
40°	128.2	115.1	121.6	112.9	119.5	112.9	119.5	119.5	117.3	115.1	117.3
42.5°	121.6	112.9	119.5	110.8	117.3	110.8	115.1	112.9	108.6	108.6	108.6
45°	119.5	110.8	115.1	108.6	112.9	106.4	110.8	108.6	102.1	99.9	104.3
47.5°	119.5	108.6	115.1	106.4	110.8	104.3	108.6	102.1	95.6	95.6	102.1
50°	119.5	108.6	115.1	106.4	110.8	102.1	104.3	97.7	89.1	91.2	99.9
52.5°	121.6	112.9	117.3	108.6	110.8	97.7	102.1	93.4	86.9	89.1	95.6
55°	123.8	112.9	117.3	104.3	106.4	97.7	97.7	93.4	86.9	86.9	93.4
57.5°	123.8	110.8	112.9	102.1	104.3	93.4	95.6	91.2	84.7	82.5	86.9
60°	128.2	115.1	115.1	99.9	102.1	91.2	93.4	89.1	82.5	78.2	80.4
62.5°	132.5	117.3	119.5	104.3	104.3	93.4	95.6	86.9	78.2	73.9	76.0
65°	132.5	117.3	119.5	106.4	106.4	95.6	95.6	86.9	73.9	69.5	69.5
67.5°	126.0	115.1	117.3	106.4	106.4	95.6	95.6	84.7	71.7	65.2	63.0
70°	121.6	110.8	112.9	99.9	102.1	91.2	91.2	80.4	67.3	60.8	56.5
72.5°	110.8	102.1	102.1	93.4	91.2	80.4	80.4	73.9	63.0	54.3	50.0
75°	95.6	86.9	84.7	76.0	76.0	69.5	67.3	60.8	52.1	45.6	43.4
77.5°	78.2	67.3	67.3	56.5	56.5	50.0	52.1	45.6	39.1	36.9	34.8
80°	56.5	45.6	45.6	36.9	36.9	30.4	32.6	30.4	28.2	28.2	26.1
82.5°	34.8	23.9	26.1	19.5	23.9	17.4	19.5	17.4	17.4	15.2	15.2
85°	17.4	8.7	13.0	6.5	10.9	2.2	6.5	4.3	4.3	4.3	4.3
87.5°	2.2	0.0	2.2	0.0	0.0	0.0	0.0	0.0	0.0	0.0	0.0
90°	0.0	0.0	0.0	0.0	0.0	0.0	0.0	0.0	0.0	0.0	0.0

REPORT NUMBER: P228237

CATALOG NUMBER: ISS-AF-1200-LED-E1-SL3-7060

CANDELA DISTRIBUTION (continued):

	175°	180°
0°	1620.4	1620.4
2.5°	1472.7	1479.2
5°	1309.8	1312.0
7.5°	1112.1	1107.8
10°	849.3	838.4
12.5°	547.4	532.2
15°	330.2	325.8
17.5°	265.0	265.0
20°	236.8	236.8
22.5°	219.4	219.4
25°	206.3	208.5
27.5°	195.5	195.5
30°	182.5	182.5
32.5°	160.7	160.7
35°	143.4	141.2
37.5°	128.2	130.3
40°	117.3	119.5
42.5°	112.9	112.9
45°	108.6	108.6
47.5°	108.6	108.6
50°	106.4	108.6
52.5°	104.3	104.3
55°	97.7	99.9
57.5°	91.2	93.4
60°	84.7	84.7
62.5°	76.0	76.0
65°	69.5	69.5
67.5°	60.8	60.8
70°	54.3	54.3
72.5°	47.8	47.8
75°	41.3	41.3
77.5°	34.8	32.6
80°	26.1	26.1
82.5°	15.2	15.2
85°	4.3	4.3
87.5°	0.0	0.0
90°	0.0	0.0

(END OF REPORT)